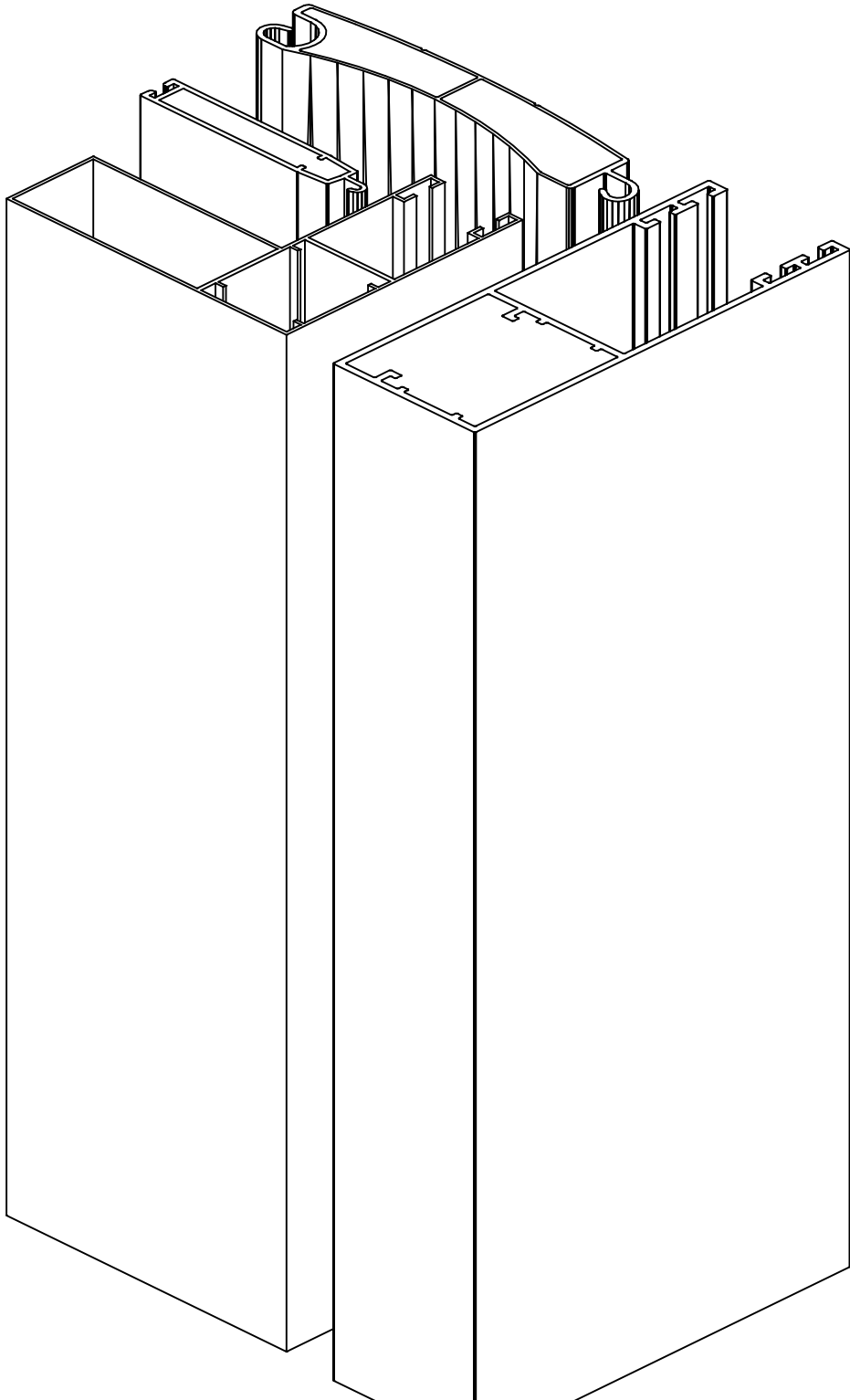
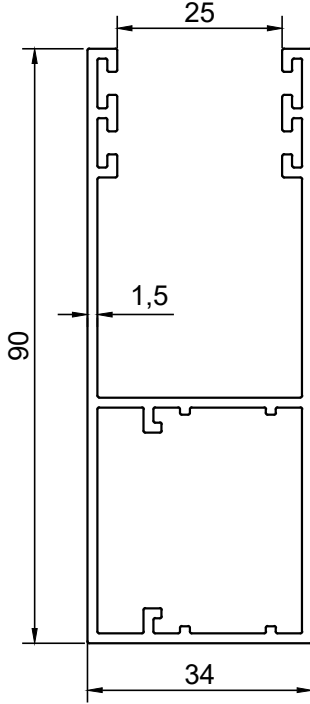




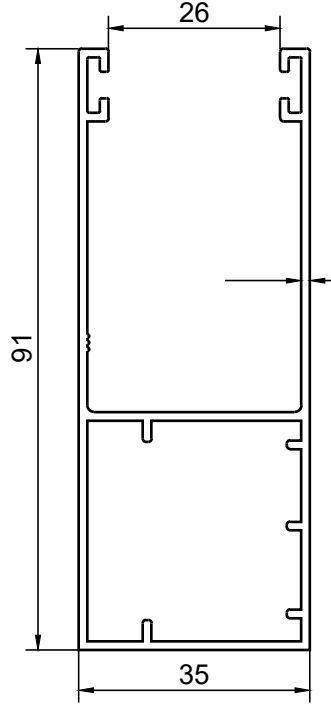
YÜCE
ALÜMİNYUM

MOTORLU PANJUR VE KEPENK PROFİLLERİ / AUTOMATIC WINDOW SHADE AND SHUTTER PROFILES

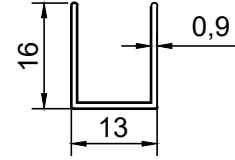




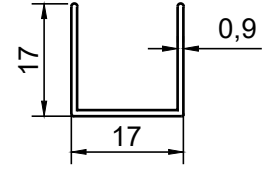
PROFİL NO : 290
AĞIRLIK : 1.182 Kg/m



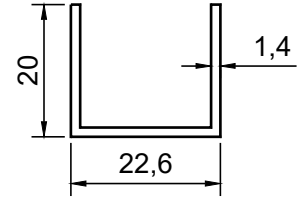
PROFİL NO : 1680
AĞIRLIK : 0.992 Kg/m



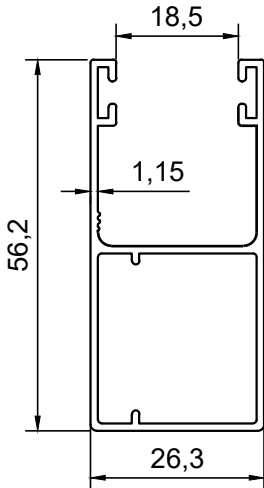
PROFİL NO : 1328
AĞIRLIK : 0.106 Kg/m



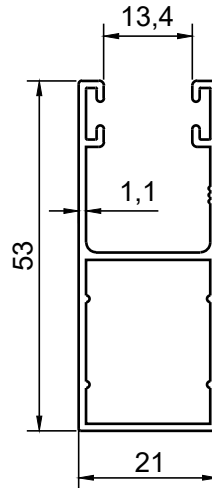
PROFİL NO : 1329
AĞIRLIK : 0.119 Kg/m



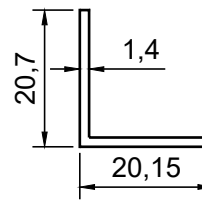
PROFİL NO : 2284
AĞIRLIK : 0.228 Kg/m



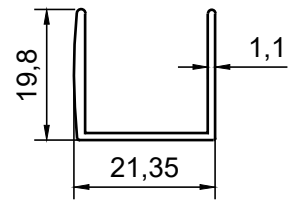
PROFİL NO : 1464
AĞIRLIK : 0.575 Kg/m



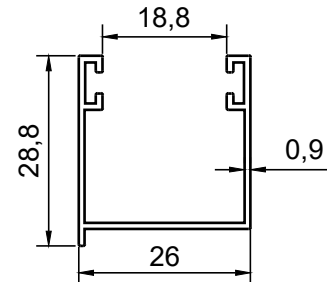
PROFİL NO : 1679
AĞIRLIK : 0.491 Kg/m



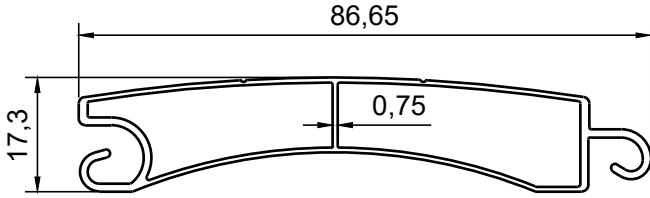
PROFİL NO : 2285
AĞIRLIK : 0.222 Kg/m



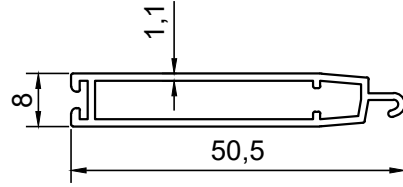
PROFİL NO : 1432
AĞIRLIK : 0.195 Kg/m



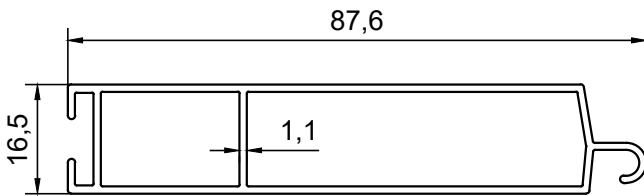
PROFİL NO : 1327
AĞIRLIK : 0.241 Kg/m



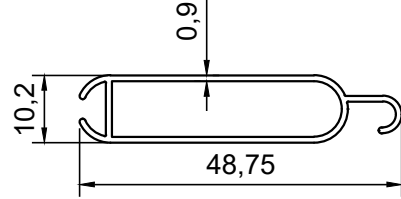
PROFİL NO : **1622**
AĞIRLIK : 0.528 Kg/m



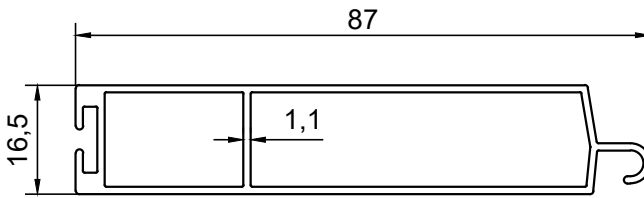
PROFİL NO : **1506**
AĞIRLIK : 0.339 Kg/m



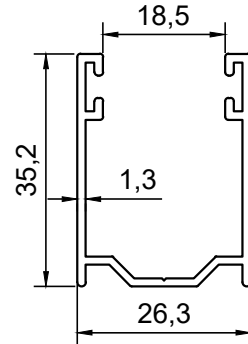
PROFİL NO : **1685**
AĞIRLIK : 0.664 Kg/m



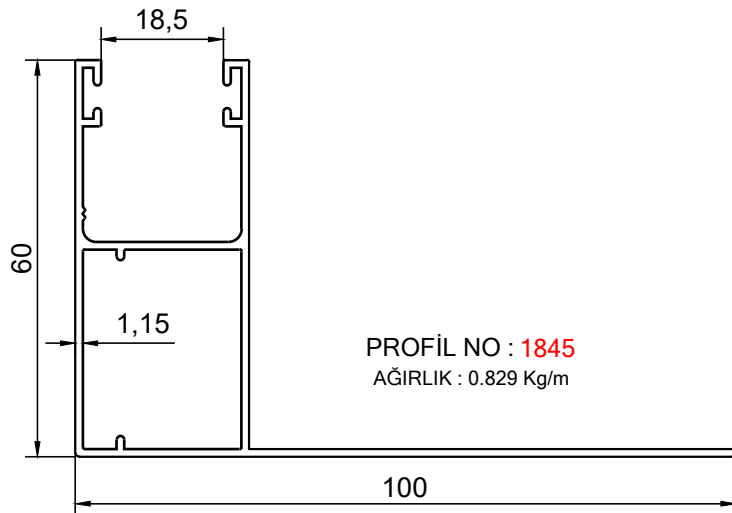
PROFİL NO : **1326**
AĞIRLIK : 0.268 Kg/m



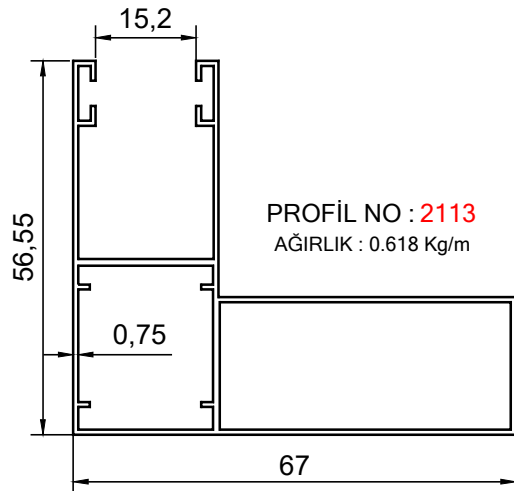
PROFİL NO : **298**
AĞIRLIK : 0.694 Kg/m



PROFİL NO : **1461**
AĞIRLIK : 0.396 Kg/m



PROFİL NO : **1845**
AĞIRLIK : 0.829 Kg/m



PROFİL NO : **2113**
AĞIRLIK : 0.618 Kg/m